



LOW PROFILE GENERAL PURPOSE

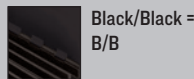
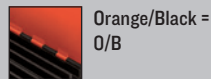
System features Dog Bone Connectors

FEATURES

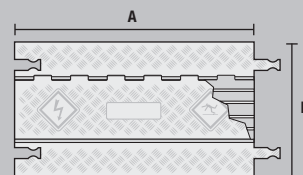
- Protects cables and hoses up to .75" outside dia.
- Dog Bone Connectors to extend to any desired length
- Reinforced hinged lid for easy cable placement
- Available with or without ADA/DDA Accessibility Ramps
- Patented 5-bar tread surface for maximum traction
- Modular interlocking design for easy setup

GUARD DOG LOW PROFILE models are the most compact top-loading cable protectors on the market. These protectors provide a safe and easy crossing for vehicle and pedestrian traffic, while still maintaining a high load-bearing capacity for heavy equipment. The Low Profile models are available with your choice of standard or ADA/DDA compliant ramps.

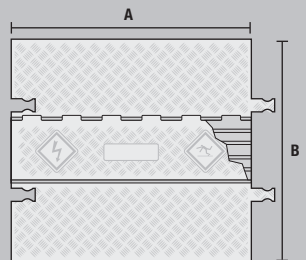
Lid/Base Color Options - Specify after model number



TOP VIEW WITH STANDARD RAMPS



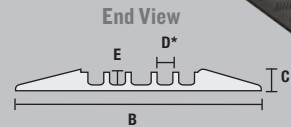


TOP VIEW WITH ADA RAMPS



LOW PROFILE 5-CHANNEL General Purpose Cable Protectors



"Dog Bone" Connector



*Note: Center channel width is 1.58 in. (4.01 cm)



STANDARD LOAD CAPACITY

Max load tested at 70°F (21°C)

24,000 lb./Tire (10,886 kg)
48,000 lb./Axle (21,772 kg)

ADA/DDA LOAD CAPACITY

Max load tested at 70°F (21°C)

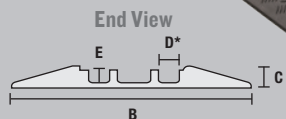
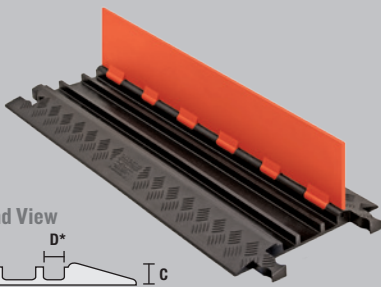
34,000 lb./Tire (15,422 kg)
68,000 lb./Axle (30,844 kg)

	MODEL	A: LENGTH	B: WIDTH	C: HEIGHT	D: CHANNEL WIDTH	E: CHANNEL HEIGHT	WEIGHT
STANDARD RAMPS	GD5X75-ST	36 in. (91.44 cm)	16.9 in. (43.0 cm)	1.25 in. (3.18 cm)	1.28 in. (3.25 cm)	.75 in. (1.9 cm)	14.75 lb. (6.69 kg)
ADA/DDA RAMPS	GD5X75	36 in. (91.44 cm)	33.3 in. (84.6 cm)	1.25 in. (3.18 cm)	1.28 in. (3.25 cm)	.75 in. (1.9 cm)	24.5 lb. (11.11 kg)

LOW PROFILE 3-CHANNEL General Purpose Cable Protectors



"Dog Bone" Connector



*Note: Center channel width is 2 in. (5.08 cm)

STANDARD LOAD CAPACITY

Max load tested at 70°F (21°C)

17,000 lb./Tire (7,711 kg)
34,000 lb./Axle (15,422 kg)

ADA/DDA LOAD CAPACITY

Max load tested at 70°F (21°C)

27,000 lb./Tire (12,246 kg)
54,000 lb./Axle (24,492 kg)

	MODEL	A: LENGTH	B: WIDTH	C: HEIGHT	D: CHANNEL WIDTH	E: CHANNEL HEIGHT	WEIGHT
STANDARD RAMPS	GD3X75-ST	36 in. (91.44 cm)	13.8 in. (35.07 cm)	1.25 in. (3.18 cm)	1.25 in. (3.25 cm)	.75 in. (1.9 cm)	12.2 lb. (5.53 kg)
ADA/DDA RAMPS	GD3X75	36 in. (91.44 cm)	30.3 in. (76.98 cm)	1.25 in. (3.18 cm)	1.25 in. (3.25 cm)	.75 in. (1.9 cm)	23.4 lb. (10.61 kg)