



5-CHANNEL GENERAL PURPOSE


System features Dog Bone Connectors

FEATURES

- Protects cables and hoses up to 1.325" outside dia.
- Dog Bone Connectors to extend to any desired length
- Reinforced hinged lid for easy cable placement
- All-weather polyurethane construction
- Patented 5-bar tread surface for maximum traction
- Includes four through-holes for temporary mounting



"Dog Bone" Connector



Protects cables and hoses up to 1.325" outside diameter

ANTI-SLIP RUBBER PAD KIT

Available for GD5X125. Kit includes 10 anti-slip rubber pads (Model CPRPKIT1-10). Checkers' Clear Super Glue is also offered for permanent application of Rubber Pads.

MODEL: GD5X125

GUARD DOG® 5-CHANNEL CABLE PROTECTOR with hinged lid provides a safe crossing for vehicle and pedestrian traffic while protecting valuable electrical cables and hose lines from damage. Modular interlocking design is ideal for use in amusement parks, entertainment venues, sporting events, and most public, commercial, industrial, construction, and utility applications.

Lid/Base Color Options - Specify after model number



Orange/Black = O/B

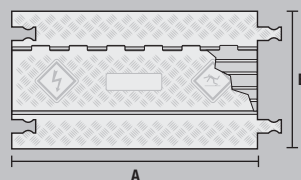
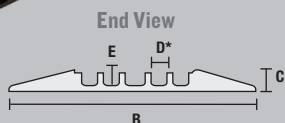


Black/Black = B/B

LOAD CAPACITY

Max load tested at 70°F (21°C)

10,500 lb./Tire (4,763 kg)
21,000 lb./Axle (9,526 kg)

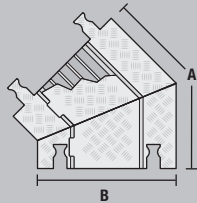


*NOTE: Center channel width is 1.6 in. (4.06 cm)

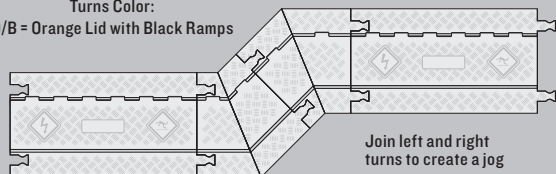
MODEL	A: LENGTH	B: WIDTH	C: HEIGHT	D: CHANNEL WIDTH*	E: CHANNEL HEIGHT	WEIGHT
GD5X125	36 in. (91.4 cm)	19.75 in. (50.17 cm)	1.875 in. (4.76 cm)	1.339 in. (3.4 cm)	1.325 in. (3.37 cm)	21 lb. (9.6 kg)

ACCESSORIES for Guard Dog 5-Channel General Purpose Cable Protectors

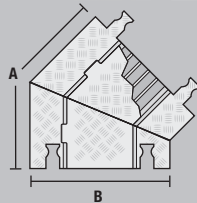
45° LEFT TURN
MODEL: GDT5X125-L



Turns Color:
O/B = Orange Lid with Black Ramps

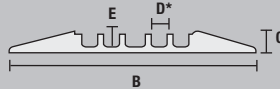
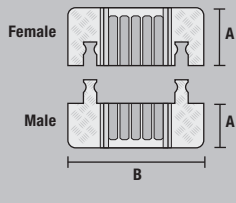



45° RIGHT TURN
MODEL: GDT5X125-R



Join left and right turns to create a jog

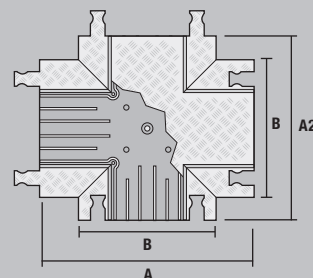
END CAPS (Pair Only)
MODEL: GDEC5X125



*NOTE: Center channel width is 1.6 in. (4.06 cm)

End Caps Color: O = Orange

90° 4-WAY CROSS
MODEL: GDCR5X125
(Split or join cable runs)



Cross Color: O/B = Orange Lid with Black Base

MODEL	A: LENGTH	B: WIDTH	C: HEIGHT	D: CHANNEL WIDTH*	E: CHANNEL HEIGHT	WEIGHT	
45° LEFT TURN	GDT5X125-L	24.5 in. (62.23 cm)	19.75 in. (50.17 cm)	1.875 in. (4.76 cm)	1.339 in. (3.4 cm)	1.325 in. (3.37 cm)	11 lb. (5.0 kg)
45° RIGHT TURN	GDT5X125-R	24.5 in. (62.23 cm)	19.75 in. (50.17 cm)	1.875 in. (4.76 cm)	1.339 in. (3.4 cm)	1.325 in. (3.37 cm)	11 lb. (5.0 kg)
END CAPS (PAIR)	GDEC5X125	Female: 8.75 in. (22.23 cm)	19.75 in. (50.17 cm)	1.875 in. (4.76 cm)	1.339 in. (3.4 cm)	1.325 in. (3.37 cm)	3 lb. (1.4 kg)
		Male: 5.25 in. (13.34 cm)	19.75 in. (50.17 cm)	1.875 in. (4.76 cm)	1.339 in. (3.4 cm)	1.325 in. (3.37 cm)	3 lb. (1.4 kg)
90° 4-WAY CROSS	GDCR5X125	A= 28.5 in. (72.39 cm) A2= 24.5 in. (62.23 cm)	19.75 in. (50.17 cm)	1.875 in. (4.76 cm)	1.339 in. (3.4 cm)	1.325 in. (3.37 cm)	23.1 lb. (10.5 kg)